



叠加式压力表油路块

50~100 ℓ/min
25MPa

特点

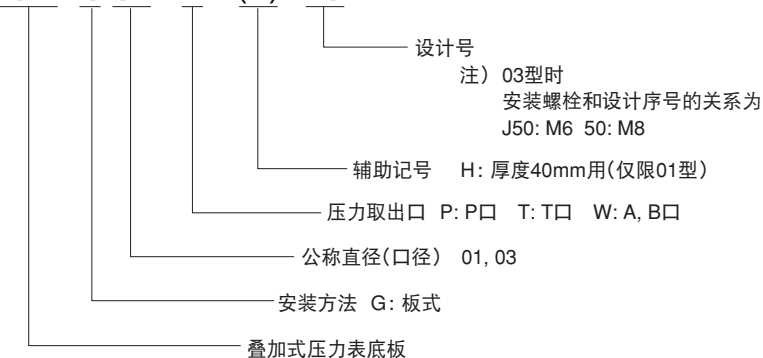
- ① 该油路阀块可以使压力表与P, T口 ② 使安装口的工作变得极为简单。
或A, B口连接。

规格

型号	公称直径 (尺寸)	最高使用压力 MPa {kg/cm ² }	最大流量 ℓ/min	重量 kg	板式面尺寸
OK-G01-P-20 OK-G01-T-20	1/8	25 {255}	50	0.6	ISO 4401-03-02-0-94
OK-G01-W-20				0.6	
OK-G01-P-H-20 OK-G01-T-H-20				1.0	
OK-G01-W-H-20				1.0	
OK-G03-J50	3/8	25 {255}	100	2.3	ISO 4401-05-04-0-94

型号说明

OK-G01-P-(H)-20



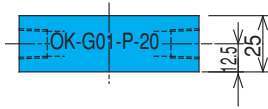
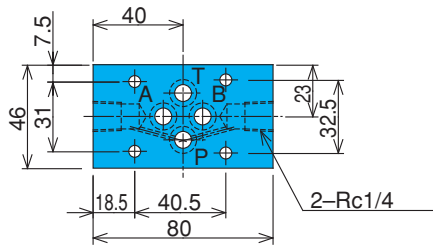
●使用

- OK-G01-P-(H)-20, OK-G01-T-(H)-20, OK-G01-W-(H)-20中任何一个形式标记安装在P入口处可正确读出方向。
- 由于不含底板及安装螺栓, 所以需要时请按D90~D95选定。

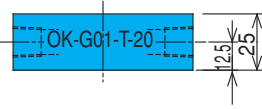
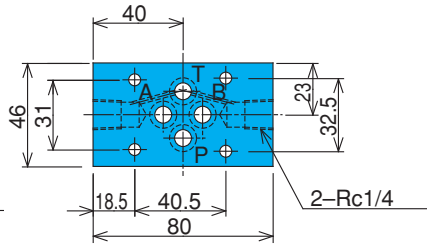
D
叠加阀

安装尺寸图

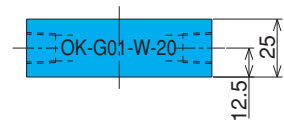
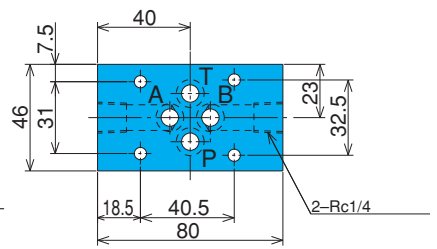
OK-G01-P-20



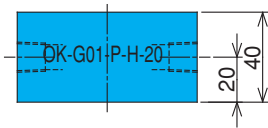
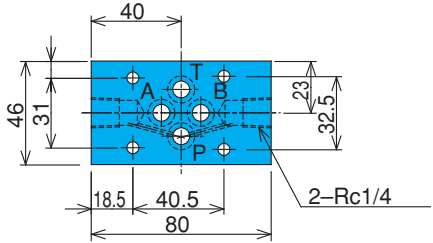
OK-G01-T-20



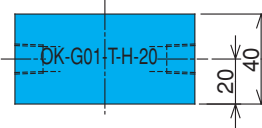
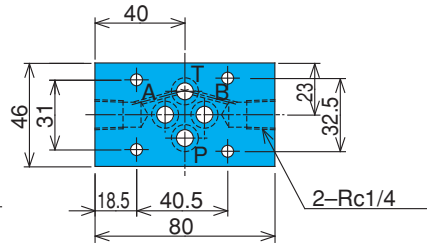
OK-G01-W-20



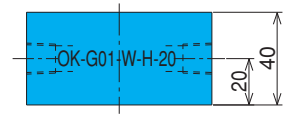
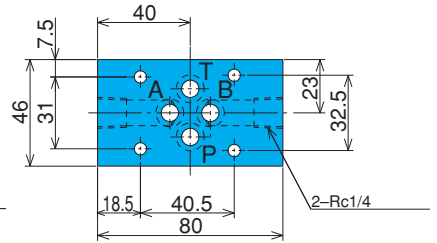
OK-G01-P-H-20



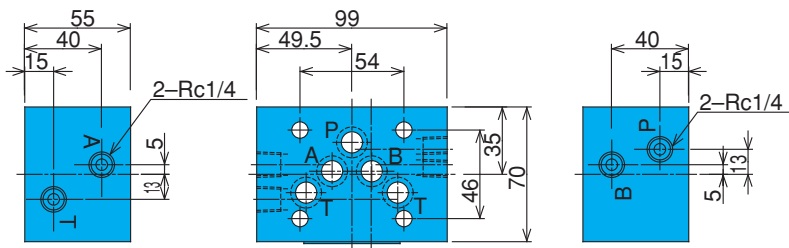
OK-G01-T-H-20



OK-G01-W-H-20



OK-G03-J50



密封部件一览表

尺寸	部件名称	部件型号	个数
01	O型圈	1B-P9	4
03	O型圈	AS568-014(Hs90)	5

注) 1、O型圈1A/B-**表示JIS B2401-1A/B-**。