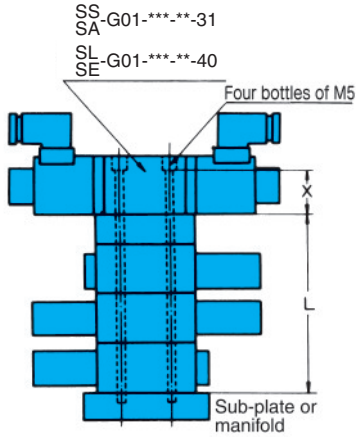


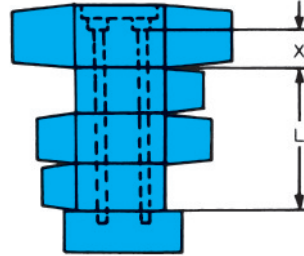
## Valve Installation Bolt List

01 (nominal diameter)

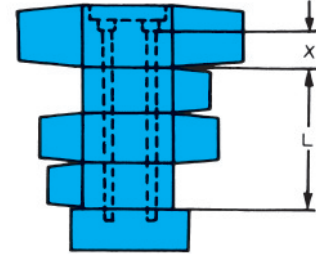


03 (nominal diameter)

SS-G03-\*\*\*-\*\*-J22  
SA-G03-\*\*\*-\*\*-J21



SS-G03-\*\*\*-\*\*-22  
SA-G03-\*\*\*-\*\*-21



Model Number	X
SA-G01-***-**-31	37.5
SS-G01-***-**-31	
SL-G01-***-**-31	
SE-G01-***-**-40	

Model Number	X
SS-G03-***-**-R**-J22 SA-G03-***-**-R**-J21	60.5

Model Number	X
SS-G03-***-**-R**-22 SA-G03-***-**-R**-21	58

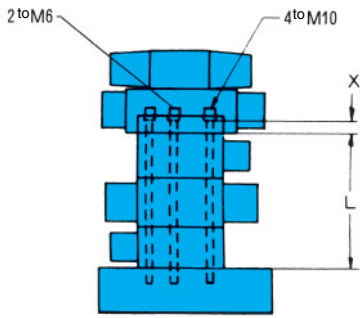
Type	Model Number	Dimension L	Bolt length
Hexagon Socket Head Bolt	OTH-01-70-10	25	70
	85	40	85
	110	65	110
	125	80	125
	150	105	150
	165	120	165
	190	145	190
	205	160	205
Stat Bolt	OTD-01-80-10	25	80
	95	40	95
	120	65	120
	135	80	135
	145	90	145
	160	105	160
	175	120	175
	185	130	185
	200	145	200
	210	155	210
	215	160	215
	225	170	225
	240	185	240
	250	195	250
265	210	265	
275	220	275	

Type	Model Number	Dimension L	Bolt length
Hexagon Socket Head Bolt	OTH-03-125-J30	55	M6 × 125
	-180-	110	M6 × 180
Stat Bolt	OTD-03-135-J30	55	M6 × 135
	-190-	110	M6 × 190
	-245-	165	M6 × 245
	-300-	220	M6 × 300

Type	Model Number	Dimension L	Bolt length
Hexagon Socket Head Bolt	OTH-03-125-30	55	M8 × 125
	-180-	110	M8 × 180
Stat Bolt	OTD-03-135-30	55	M8 × 135
	-190-	110	M8 × 190
	-245-	165	M8 × 245
	-300-	220	M8 × 300

- Note) 1. Model numbers indicate bolt kits for one solenoid valve.  
 2. Up to four modular valves can be ganged together.  
 3.01 Size  
 Modular valves at a height of 40 + 25 = 65 mm are ganged to one level.  
 4.2-pressure reducing valves at a height of 90 mm are ganged to two levels.

04 (nominal diameter)

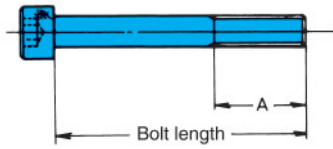


Model Number	X
DSS-G04-***-R-**-22 DSA-G04-***-**-22	34

Type	Model Number	Dimension L	Bolt Size	Bolt length
Hexagon Socket Head Bolt	OTH-04-120-10	70	M6	115
			M10	120
	-135-	85	M6	130
			M10	135
	-190-	140	M6	185
			M10	190
	-205-	155	M6	200
			M10	205
Stat Bolt	OTD-04-135-10	70	M6	123
			M10	135
	-150-	85	M6	138
			M10	150
	-205-	140	M6	193
			M10	205
	-220-	155	M6	210
			M10	220
	-275-	210	M6	265
			M10	275
	-290-	225	M6	278
			M10	290

- Note) 1.The above model numbers indicate bolt kits for one solenoid valve.  
 2.Up to three modular valves can be ganged together.  
 3.There is a bolt for ganging four valves, but the maximum operating pressure is limited to 21 MPa. For details, consult your agent.  
 (See page D-4)

### Hexagon socket head bolt



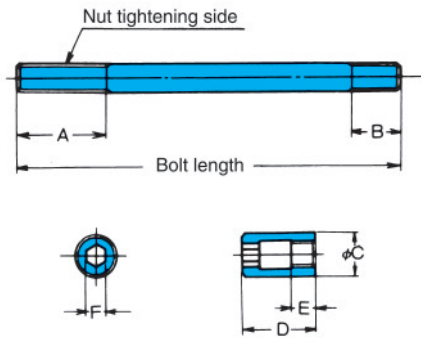
Nominal Diameter	A	Bolt Size
01	15	M5
03	18	M6
03	22	M8
04	18	M6
	26	M10

Dimensions other than bolt length are in accordance with JIS B 1176.

### Tightening Torque

Nominal Diameter	Bolt Size	Tightening Torque N·m{kgf·cm}
01	M5	5 to 7{ 51 to 71}
03	M6	10 to 13{102 to 133}
03	M8	20 to 25{205 to 255}
04	M6	10 to 13{102 to 133}
	M10	45 to 55{460 to 560}

### Stat Bolts and Nuts



Model No.	A	B	C	D	E	F	Bolt Size
OTD-01-***-10	12	9	8.5	16	11	4	M5
OTD-03-***-J30	20	10	10	18	11.5	5	M6
OTD-03-***-30	25	12.5	13	22	15	6	M8
OTD-04-***-10	20	10	10	18	11.5	5	M6
	25	18	16	23	15	8	M10

Stat bolts and nuts are included. The E dimension is the effective screw depth.